



D Y PATIL DENTAL SCHOOL

Dr. D Y Patil Knowledge City, Charholi Bk, Via Lohegaon, Pune 412105
Affiliated to Maharashtra University of Health Sciences, Nashik
Recognized by Dental Council of India



SELF STUDY REPORT (CYCLE 1) 2018-2023

CRITERIA: 2: Teaching-Learning and Evaluation

KEY INDICATOR: 2.3: Teaching-Learning Process

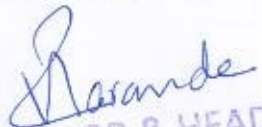
**METRIC: 2.3.2: Institute facilitates the use of Clinical skills laboratory/
simulation- based learning**

PROOF OF ESTABLISHMENT OF CLINICAL SKILL LABORATORIES

DEPARTMENT OF ORAL AND MAXILLOFACIAL SURGERY

Sr. No.	List of Instrument	
*	Forceps	
1	Maxillary anterior forceps	instrument
2	Mandibular anterior forceps	instrument
3	Maxillary premolar forceps	instrument
4	Mandibular premolar forceps	instrument
5	Maxillary molar forceps (both sides)	instrument
6	Maxillary cowhorn forceps (both sides)	instrument
7	Maxillary 3 rd molar forceps	instrument
8	Maxillary root piece forceps(bayonate)	instrument
9	Mandibular molar forceps	instrument
10	Mandibular cowhorn forceps	instrument
*	Elevators	
1	Coopland elevators	instrument
2	Straight elevators	instrument
3	Apexo elevators(paired)	instrument
4	Winters cryers elevators (paired)	instrument
5	Cross bar elevators(paired)	instrument
6	Periosteal forceps	instrument
1	Artery forceps (curved and straight)	instrument
2	Mosquito forceps	instrument
3	Needle holder	instrument
4	Adson tissue forceps(toothed and non toothed)	instrument
*	Instrument for surgery	
1	Suture cutting scissor	instrument
2	curette	instrument
3	Bone scoop	instrument
4	Bone file	instrument
5	rongeur	instrument
6	Tongue depressor	instrument
7	I-retractor	instrument
8	Plates and screws	instrument
9	3-o silk suture mat	instrument
10	3-o vicryl suture mat	instrument

		instrument
11	Bone wax	
	Models	
*		model
1	Mandible study model	model
2	Skull study model	model
3	Complete model of skull attached to mandible	model
	Emergency drugs	drugs
1	adrenaline	drugs
2	atropine	drugs
3	Pause(tranxsemic acid)	drugs
4	salbutamol	drugs
5	deriphyline	drugs
6	dianopar	drugs
7	dexamathasone	drugs
8	hydrocortisone	drugs
9	Pheneramine maleate	
	Radiographs	
1	opg	
2	Pns view	
3	Lateral cephalogram	


PROFESSOR & HEAD
 Dept. of Oral & Maxillofacial Surgery
 D Y Patil Dental School
 D Y Patil Knowledge City
 Charoli (Bk), Via Lohegaon, Pune - 412105

ORAL MEDICINE AND RADIOLOGY

Sr . No.	List of Models
1	TLD Badge
2	Electric Pulp Tester
3	Lead Jacket
4	Thyroid collar
5	Bitewing Radiograph
6	Occlusal Radiograph
7	Extraoral radiograph cassette
8	X-ray machine
9	RVG
10	Film holder
11	Automatic processor
12	Digital Intraoral camera
13	Vital staining technique kit
14	Digital extraoral machine
15	Intraoral X-ray films
16	Full body Conventional x-ray machine

Shub -
D. Anagha Shub

PROFESSOR & HEAD

Dept. Of Oral Medicine & Radiology

Charoli (Bk), Via Lonargaon, Pune - 412105.


Department of Oral pathology

List of specimens/models in DADH-

- 1) Occlusal patterns in mandibular second premolar
 - a) H- type
 - b) Y- type
 - c) U- type
- 2) Salivary glands
 - a) Sub mandibular gland
 - b) Sub lingual gland
 - c) Parotid gland
- 3) Cemento enamel junction
 - a) Cementum overlapping enamel
 - b) Edge to edge
 - c) Gap junction
- 4) Principal fibres of PDL
- 5) Type of Giant cells-
 - a) Langhans giant cell

- b) Tuton giant cell
- c) Tumor giant cell
- d) Megakaryocyte
- e) Reed Sternberg cell
- f) Foreign body giant cell
- g) Osteoclast
- 6) Structure of Salivary Gland
- 7) Mixed dentition cast-2
- 8) Permanant dentition cast-2
- 9) Deciduous cast dentition cast-2
- 10) Model of type of Rete ridges
- 11) Permanant maxillary central incisors specimen-5
- 12) Permanant maxillary lateral incisors specimen-5
- 13) Permanant maxillary canine specimen-5
- 14) Permanant maxillary first premolar specimens-5
- 15) Permanant maxillary second premolar specimens-5
- 16) Permanant maxillary first molar specimens-5
- 17) Permanant maxillary second molar specimens-5

- 18) Permanent maxillary third molar specimens-5
- 19) Permanent mandibular central incisor specimens-5
- 20) Permanent mandibular lateral incisor specimens-5
- 21) Permanent mandibular canine specimens -5
- 22) Permanent mandibular first premolar specimens-5
- 23) Permanent mandibular second premolar specimens-5
- 24) Permanent mandibular first molar specimens-5
- 25) Permanent mandibular second molar specimens-5
- 26) Permanent mandibular third molar specimens-5
- 27) Model of diseased tooth


HEAD OF DEPT.
ORAL ANATOMY & HISTOLOGY.
D.Y.PATIL DENTAL SCHOOL
D.Y.PATIL KNOWLEDGE CITY,
VIA CHAROLI (BK.) LOHEGAON,
PUNE : 411102


DEPARTMENT OF CONSERVATIVE DENTISTRY AND ENDODONTICS

	List of Models	
1.	Amalgam	Model
2.	Amalgam squeezer cloth	Model
3.	Motor Pestle	Model
4.	Retainer –Tofflemire Retainer, Ivory no.1,8	Model
5.	Wedges	Model
6.	Files – K, H	Model
7.	RC Help	Model
8.	EDTA	Model
9.	Hypochlorite solution	Model
10.	Saline for irrigation	Model
11.	Chlorhexidine for irrigation	Model
12.	GP points	Model
13.	Glass Beat sterilization	Model
14.	Amalgamator	Model
15.	Dental operating Microscope	Model
16.	Loops	Model
17.	Casting Machine	Model
18.	Fine Sand Blaster	Model
19.	Face Bow	Model
20.	Rubber Dam kit	Model
21.	Needle burner with Syringe cutter	Model
22.	VLC Unit	Model
23.	Microsurgical Kit	Model
24.	Sterilization Tray	Model
25.	Instrument Kit	Model
26.	Glass Bead Sterilizer	Model
27.	Amalgamator	Model
28.	Bench grinder	Model
29.	Plaster dispenser	Model
30.	Serological Water Bath	Model
31.	Micromotor	Model
32.	Apex Locator	Model
33.	Vibrator	Model
34.	Microabrasion unit	Model
35.	Bleaching Light Unit	Model
36.	Fiber Posts	Model
37.	Endomotor	Model
38.	Apex Locator	Model
39.	Retreatment kit	Model
40.	Curing Light	Model

Kuan
Dr. Kuan Kuan

DEPARTMENT OF PEDIATRIC

List Of Models In The Department		
1	Band and loop space maintainer	MODEL
2	Crown and loop appliance	MODEL
3	Lingual arch	MODEL
4	Palatal arch appliance	MODEL
5	Transpalatal arch	MODEL
6	Distal shoe	MODEL
7	Esthetic anterior space maintainer	MODEL
8	Band and bar type space maintainer	MODEL
9	Acrylic partial dentures	MODEL
10	Full or complete dentures	MODEL
11	Removable distal shoe space maintainer	MODEL
12	Rapid palatal expansion with screw	MODEL
13	Pit and fissure sealants	MODEL
14	Topical fluoride application	MODEL
15	Extraction forceps	MODEL
16	Local anesthesia solution	MODEL
17	Syringe	MODEL
18	GIC	MODEL
19	ZOE	MODEL
20	Lip bunker	MODEL
21	Tongue crib	MODEL


PROFESSOR & HEAD
 Department of Pediatric Dentistry

DEPARTMENT OF PROSTHODONTICS AND CROWN AND BRIDGE

Sr. no.	List of models	
1	Gingival finish line	MODEL
2	¾ tooth preparation	MODEL
3	Kennedy class 1	MODEL
4	Kennedy class 2	MODEL
5	Kennedy class 3	MODEL
6	Kennedy class 4	MODEL
7	Anatomical landmarks	MODEL
8	Mean value articulator	MODEL
9	Hanau articulator	MODEL
10	Plaster cast	MODEL
11	Jaw set	MODEL
12	Tooth preparation for metal crown	MODEL
13	Tooth preparation for zirconia crown	MODEL
14	Tooth preparation for ceramic crown	MODEL
15	Special tray	MODEL
16	Primary impression	MODEL
17	Maxillary and mandibular CD	MODEL
18	Stock tray	MODEL
19	Wax spacer	MODEL
20	Fixed partial denture	MODEL
21	Record base	MODEL
22	Mock up preparation	MODEL

Kanad Geet

Head of Department of Prosthodontics
DY PATIL DENTAL SCHOOL

DEPARTMENT OF PERIODONTOLOGY

Sr.No.	List of Models	INSTRUMENT
1	PERIODONTAL PROBE	INSTRUMENT
2	SUTURE MATERIAL	INSTRUMENT
3	SURGICAL BLADES	INSTRUMENT
4	SCALING INSTRUMENTS	INSTRUMENT
5	INTRADENTAL AIDS	INSTRUMENT
6	LEASER	INSTRUMENT
7	IMPLANTS	INSTRUMENT
8	ELECTROCAUTERY	INSTRUMENT
9	SURGICAL INSTRUMENTS	INSTRUMENT
10	MOUTHWASHES	INSTRUMENT
11	INTRAORAL CAMERA	INSTRUMENT
12	PROPHY JET	INSTRUMENT

for [signature]

HOD Periodontics

Department of Public Health Dentistry D Y Patil Dental School

TCC

Museum

Seminar Room

List of Posters, charts and models in the department

Sr No.	Name of Project	Type of Health Education Material
1.	Pioneers in public Health dentistry	Educational Poster
2.	Oral Health Related Quality of life	Educational Poster
3.	Caries and Management	Educational Poster
4.	Life Style and Health	Educational Poster
5.	Oral Health	Educational Poster
6.	Tele dentistry	Educational Poster
7.	Stages of Human behaviour	Educational Poster
8.	Geriodontology	Educational Poster
9.	Folk medicine in dentistry	Educational Poster
10.	First Indian Military Dentist	Educational Poster
11.	Stem Cell Pioneers	Educational Poster
12.	Health Promotion	Educational Poster
13.	Epidemiologist	Educational Poster
14.	Health in the River of Life	Educational Poster
15.	School Dental Nurse	Educational Poster
16.	Oral manifestations of Systemic Disease	Educational Poster
17.	Jeevanrekha (Express) /World's First hospital (on Wheels) / lifeline (Express)	Educational Poster
18.	First Women in Dentistry	Educational Poster
19.	Father of Oral Medicine	Educational Poster
20.	Stem Cell Pioneers	Educational Poster
21.	Pioneers of Orthodontics	Educational Poster
22.	Father Dentist Worldwide	Educational Poster
23.	Oral Habits and Their ill-Effects.	Educational Poster
24.	History of Fluoride	Educational Poster
25.	Defence Mechanism by Sigmund Freud	Educational Poster
26.	Level of Prevention	Educational Poster
27.	Oral Health Literacy	Educational Poster
28.	Forensic Odontology	Educational Poster
29.	School Dental Nurse	Educational Poster
30.	Overview Of clinical Trials	Educational Poster
31.	Principles of Primary Health Care	Educational Poster
32.	Save Your Knocked out Tooth	Educational Poster
33.	Fluoride Toxicity	Educational Poster
34.	India-States affected with Fluoride	Educational Poster
35.	CPITN Probes Fades- dentist evader	Educational Poster
36.	Fennel-seeds Neglected-paradise for Microber	Educational Poster
37.	Symbiosis Between oral and systemic Health- Public's eye	Educational Poster
38.	Educational Charts and Models	Educational Poster

DEPARTMENT OF ORTHODONTICS & DENTOFACIAL ORTHOPEDICS

Sr No.	Name of appliance	Model/Appliance
1.	Activator	Appliance
2.	Bionator	Appliance
3.	Frankel Regulator II	Appliance
4.	Twin Block	Appliance
5.	Tongue Crib	Appliance
6.	Catalan's Appliance	Appliance
7.	Coffin Spring	Appliance
8.	Quad Helix	Appliance
9.	Bihelix Appliance	Appliance
10.	Upper expansion plate with expansion screws	Appliance
11.	Upper Hawley's appliance with anterior bite plate	Appliance
12.	Upper Hawley's appliance with posterior bite plate	Appliance
13.	Wrap-around retainer (Begg's)	Appliance
14.	Essix Retainer	Appliance
15.	Vestibular Screen	Appliance
16.	Lingual Arch	Appliance
17.	Nance Button	Appliance
18.	Split Labial Bow	Appliance
19.	Trans-palatal Arch	Appliance
20.	Lip Bumper	Appliance
21.	Class II Division 1 malocclusion	Model

22.	Class II Division 2 malocclusion	Model
23.	Class III malocclusion	Model
24.	Class I malocclusion	Model

Sandeep

Head of Department

Dr. Sandeep Jetha

PROFESSOR & HEAD

Dept. of Orthodontics

D Y Patil Dental School

D Y Patil Knowledge City

Charoli (Bk), Via Lohegaon, Pune - 412105