



D Y PATIL DENTAL SCHOOL

Dr. D Y Patil Knowledge City, Charholi Bk, Via Lohegaon, Pune 412105

Affiliated to Maharashtra University of Health Sciences, Nashik

Recognized by Dental Council of India



SELF STUDY REPORT (CYCLE 1) 2018-2023

Criteria 4: Infrastructure and Learning Resources

Key Indicator: 4.2 Clinical, Equipment and Laboratory Learning Resources

Metric: 4.2.2: Average number of patients per year treated as outpatients and inpatients in the teaching hospital for the last five years

Year-wise outpatient and inpatient statistics for the last 5 years

INDEX

SR NO	DATA	PG NO
1	Year wise total patients' data of Hospital	4
2	Year wise patient data department wise 1 Oral Medicine and Radiology 2 Oral Medicine and Radiology-IOPA 3 Oral and maxillofacial surgery-OPD 4 Prosthodontics and Crown and Bridge 5 Conservative dentistry and Endodontics 6 Periodontology 7 Orthodontics and maxillofacial orthopaedics 8 Paediatric and Preventive dentistry 9 Public Health Dentistry 10 Satellite Centre patient data 11 Oral & Maxillofacial Pathology and Oral Microbiology	5 11 23 29 35 41 47 53 59 65 71

DYPDS
COLLEGE PATIENT DATA (5 YEARS)

DEPT /YEAR	2022-23	2021-22	2020-21	2019-20	2018-19
OMDR	14194	12769	13362	5554	10041
OS (OPD)	7761	7020	10483	5424	6021
PROSTHO	10456	11448	11431	3914	7228
CONS	17043	19961	13208	7101	7351
ORTHO	9841	7115	4781	3079	3967
PERIO	7524	9395	7961	3447	5418
PEDO	10708	9867	5641	2874	3527
PHD	1927	1923	899	1212	1863
OP	24	08	28	21	19
RAJIV GANDHI HOSPITAL	1099	-	1193	1452	1713
CHARHOLI SATELLITE CENTRE	396	414	216	427	527
CAMP	9302	1930	-	4335	10031
TOTAL	90275	81850	69203	38840	57706



Dean



ORAL MEDICINE AND RADIOLOGY IOPA DATA 2018-2023

DEPARTMENT OF ORAL MEDICINE AND RADIOLOGY

PATIENT STATISTICS FOR 2018-2019

SR NO	MONTHS	TOTAL
1.	AUG 18	660
2.	SEPT 18	729
3.	OCT 18	784
4.	NOV 18	760
5.	DEC 18	776
6.	JAN 19	889
7.	FEB 19	928
8.	MARCH 19	953
9.	APR 19	916
10.	MAY 19	865
11.	JUNE 19	908
12.	JULY 19	873
	TOTAL	10041

M. Ghel

HOD

DEPT. OF ORAL MEDICINE AND RADIOLOGY


PROFESSOR & HEAD

Dept. Of Oral Medicine & Radiology

D Y Patil Dental School

D Y Patil Knowledge City

Charoli (Bk), Via Lonergaon, Pune - 412105.



DEAN

DEPARTMENT OF ORAL MEDICINE AND RADIOLOGY

PATIENT STATISTICS FOR 2019-2020

SR NO	MONTHS	TOTAL
1.	AUG 19	659
2.	SEPT 19	638
3.	OCT 19	855
4.	NOV 19	797
5.	DEC 19	932
6.	JAN 20	1080
7.	FEB 20	578
8.	MARCH 20	-
9.	APR 20	-
10.	MAY 20	-
11.	JUNE 20	-
12.	JULY 20	15
	TOTAL	5554

M. Patel
HOD

DEPT. OF ORAL MEDICINE AND RADIOLOGY


PROFESSOR & HEAD

Dept. Of Oral Medicine & Radiology

D Y Patil Dental School

D Y Patil Knowledge City

Charoli (BK), Via Lonergaon, Pune - 412105.



DEAN

DEPARTMENT OF ORAL MEDICINE AND RADIOLOGY
PATIENT STATISTICS FOR 2020-2021


SR NO	MONTHS	TOTAL
1.	AUG 20	391
2.	SEPT 20	566
3.	OCT 20	753
4.	NOV 20	687
5.	DEC 20	720
6.	JAN 21	1366
7.	FEB 21	1766
8.	MARCH 21	2187
9.	APR 21	1396
10.	MAY 21	1147
11.	JUNE 21	1109
12.	JULY 21	1274
	TOTAL	13362

M. Patel
HOD

DEPT. OF ORAL MEDICINE AND RADIOLOGY

PROFESSOR & HEAD

Dept. Of Oral Medicine & Radiology
D Y Patil Dental School
D Y Patil Knowledge City
Charoli (Bk), Via Lonergaon, Pune - 412105.



DEAN

DEPARTMENT OF ORAL MEDICINE AND RADIOLOGY

PATIENT STATISTICS FOR 2021-2022

SR NO	MONTHS	TOTAL
1.	AUG 21	730
2.	SEPT 21	1005
3.	OCT 21	1070
4.	NOV 21	1104
5.	DEC 21	1134
6.	JAN 22	1120
7.	FEB 22	1138
8.	MARCH 22	1066
9.	APR 22	1078
10.	MAY 22	1014
11.	JUNE 22	1156
12.	JULY 22	1154
	TOTAL	12769


HOD

DEPT. OF ORAL MEDICINE AND RADIOLOGY

PROFESSOR & HEAD

Dept. Of Oral Medicine & Radiology
D Y Patil Dental School
D Y Patil Knowledge City
Charoli (BK), Via Lonergaon, Pune - 412105.



DEAN

DEPARTMENT OF ORAL MEDICINE AND RADIOLOGY

PATIENT STATISTICS FOR 2022-2023

SR NO	MONTHS	TOTAL
1.	AUG 22	847
2.	SEPT 22	1590
3.	OCT 22	1638
4.	NOV 22	1177
5.	DEC 22	1239
6.	JAN 23	1168
7.	FEB 23	918
8.	MARCH 23	1328
9.	APR 23	890
10.	MAY 23	997
11.	JUNE 23	1148
12.	JULY 23	1254
	TOTAL	14194

M. Patel
HOD

DEPT. OF ORAL MEDICINE AND RADIOLOGY

PROFESSOR & HEAD

Dept. Of Oral Medicine & Radiology
D Y Patil Dental School
D Y Patil Knowledge City
Charoli (Bk), Via Lonergaon, Pune - 412105.



DEAN

ORAL AND MAXILLOFACIAL SURGERY OPD DATA 2018-2023

DEPARTMENT OF OMFS


PATIENT STATISTICS FOR THE YEAR 2018-2019

SR NO	MONTHS	OLD	NEW	TOTAL
1.	AUG 18	351	294	645
2.	SEPT 18	332	298	630
3.	OCT 18	337	329	666
4.	NOV 18	330	301	631
5.	DEC 18	305	259	564
6.	JAN 19	279	200	479
7.	FEB 19	231	230	461
8.	MARCH 19	180	187	367
9.	APR 19	159	156	315
10.	MAY 19	334	103	437
11.	JUNE 19	288	99	387
12.	JULY 19	313	126	439
	TOTAL			6021


HOD

Dept. of OMFS

PROFESSOR & HEAD
Dept. of Oral & Maxillofacial Surgery
D Y Patil Dental School
D Y Patil Knowledge City
Charoli (Bk), Via Lohegaon, Pune - 412110



DEAN

DEPARTMENT OF OMFS
PATIENT STATISTICS FOR THE YEAR 2019-2020

SR NO	MONTHS	OLD	NEW	TOTAL
1.	AUG 19	308	280	588
2.	SEPT 19	124	375	499
3.	OCT 19	206	220	426
4.	NOV 19	302	240	542
5.	DEC 19	376	231	607
6.	JAN 20	389	514	903
7.	FEB 20	432	375	807
8.	MARCH 20	-	-	-
9.	APR 20	-	-	-
10.	MAY 20	-	-	-
11.	JUNE 20	73	445	518
12.	JULY 20	249	285	534
				5424

HOD 

Dept. of OMFS

PROFESSOR & HEAD
Dept. of Oral & Maxillofacial Surgery
D Y Patil Dental School
D Y Patil Knowledge City
Charoli (Bk), Via Lohegaon, Pune - 412110



DEAN

DEPARTMENT OF OMFS


PATIENT STATISTICS FOR THE YEAR 2020-2021

SR NO	MONTHS	OLD	NEW	TOTAL
1.	AUG 20	194	37	231
2.	SEPT 20	232	108	340
3.	OCT 20	498	127	625
4.	NOV 20	504	191	695
5.	DEC 20	550	556	1106
6.	JAN 21	740	408	1148
7.	FEB 21	783	548	1331
8.	MARCH 21	743	540	1283
9.	APR 21	754	148	902
10.	MAY 21	663	149	812
11.	JUNE 21	680	322	1002
12.	JULY 21	806	202	1008
	TOTAL			10483


HOD

Dept. of OMFS

PROFESSOR & HEAD
Dept. of Oral & Maxillofacial Surgery
D Y Patil Dental School
D Y Patil Knowledge City
Charoli (Bk), Via Lohegaon, Pune - 412110



DEAN

DEPARTMENT OF OMFS


PATIENT STATISTICS FOR THE YEAR 2021-2022

SR NO	MONTHS	OLD	NEW	TOTAL
1.	AUG 21	209	107	316
2.	SEPT 21	211	123	334
3.	OCT 21	312	180	492
4.	NOV 21	392	158	550
5.	DEC 21	365	125	490
6.	JAN 22	421	269	690
7.	FEB 22	318	246	564
8.	MARCH 22	220	487	707
9.	APR 22	260	409	669
10.	MAY 22	461	279	740
11.	JUNE 22	395	225	620
12.	JULY 22	519	329	848
	TOTAL			7020


HOD

Dept. of OMFS

PROFESSOR & HEAD
Dept. of Oral & Maxillofacial Surgery
D Y Patil Dental School
D Y Patil Knowledge City
Charoli (Bk), Via Lohegaon, Pune - 412110



DEAN

DDEPARTMENT OF OMFS
PATIENT STATISTICS FOR THE YEAR 2022-2023

SR NO	MONTHS	OLD	NEW	TOTAL
1.	AUG 22	234	327	561
2.	SEPT 22	199	154	464
3.	OCT 22	150	513	663
4.	NOV 22	166	493	659
5.	DEC 22	230	529	759
6.	JAN 23	198	526	724
7.	FEB 23	201	424	625
8.	MARCH 23	167	568	735
9.	APR 23	253	397	650
10.	MAY 23	214	426	640
11.	JUNE 23	196	439	635
12.	JULY 23	209	437	646
	TOTAL			7761

HOD

Dept. of OMFS

PROFESSOR & HEAD
Dept. of Oral & Maxillofacial Surgery
D Y Patil Dental School
D Y Patil Knowledge City
Charoli (Bk), Via Lohegaon, Pune - 412110



DEAN

PROSTHODONTICS AND CROWN & BRIDGE OPD DATA 2018-2023

DEPARTMENT OF PROSTHODONTICS
PATIENT STATISTICS FOR 2018-2019

SR NO	MONTHS	OLD	NEW	TOTAL
1.	AUG 18	197	142	339
2.	SEPT 18	236	113	349
3.	OCT 18	298	309	607
4.	NOV 18	223	359	582
5.	DEC 18	326	250	576
6.	JAN 19	252	295	447
7.	FEB 19	208	537	745
8.	MARCH 19	208	614	822
9.	APR 19	127	560	687
10.	MAY 19	149	564	713
11.	JUNE 19	162	462	624
12.	JULY 19	238	499	737
	TOTAL			7228

HOD *for,*
Pragati
Dept. of prosthodontics

Head of Department of Prosthodontics
DY PATIL DENTAL SCHOOL
DY Patil Knowledge City, Charholi
Lohegaon, Pune - 412105



DEAN

DEPARTMENT OF PROSTHODONTICS
PATIENT STATISTICS FOR 2019-2020

SR NO	MONTHS	OLD	NEW	TOTAL
1.	AUG 19	165	337	502
2.	SEPT 19	115	196	311
3.	OCT 19	108	303	411
4.	NOV 19	213	331	544
5.	DEC 19	247	484	731
6.	JAN 20	261	489	750
7.	FEB 20	193	217	410
8.	MARCH 20	58	32	90
9.	APR 20	-	-	-
10.	MAY 20	-	-	-
11.	JUNE 20	14	32	46
12.	JULY 20	78	41	119
	TOTAL			3914

HOD

for,
Abagch

Dept. of prosthodontics

Head of Department of Prosthodontics
DY PATIL DENTAL SCHOOL
DY Patil Knowledge City, Charholi
Lohegaon, Pune - 412105




DEAN

DEPARTMENT OF PROSTHODONTICS
PATIENT STATISTICS FOR 2020-2021

SR NO	MONTHS	OLD	NEW	TOTAL
1.	AUG 20	367	94	461
2.	SEPT 20	306	102	408
3.	OCT 20	373	92	465
4.	NOV 20	577	167	744
5.	DEC 20	519	364	883
6.	JAN 21	704	389	1093
7.	FEB 21	471	594	1065
8.	MARCH 21	411	679	1090
9.	APR 21	453	604	1057
10.	MAY 21	936	356	1292
11.	JUNE 21	687	681	1468
12.	JULY 21	670	735	1405
	TOTAL			11431

HOD *for,*
Abaghe
Dept. of prosthodontics

Head of Department of Prosthodontics
DY PATIL DENTAL SCHOOL
DY Patil Knowledge City, Charholi
Lohegaon, Pune - 412105



DEAN

DEPARTMENT OF PROSTHODONTICS
PATIENT STATISTICS FOR 2021-2022

SR NO	MONTHS	OLD	NEW	TOTAL
1.	AUG 21	537	201	738
2.	SEPT 21	428	213	641
3.	OCT 21	368	251	619
4.	NOV 21	408	396	804
5.	DEC 21	473	470	943
6.	JAN 22	368	446	814
7.	FEB 22	337	680	1017
8.	MARCH 22	377	804	1181
9.	APR 22	441	642	1083
10.	MAY 22	361	689	1059
11.	JUNE 22	494	742	1236
12.	JULY 22	610	703	1313
	TOTAL			11448

HOD

for,
Bagel
Dept. of prosthodontics

Head of Department of Prosthodontics
DY PATIL DENTAL SCHOOL
DY Patil Knowledge City, Charholi
Lohegaon, Pune - 412105



DEAN

DEPARTMENT OF PROSTHODONTICS
PATIENT STATISTICS FOR 2022-2023

SR NO	MONTHS	OLD	NEW	TOTAL
1.	AUG 22	347	245	592
2.	SEPT 22	403	147	550
3.	OCT 22	486	189	675
4.	NOV 22	433	219	652
5.	DEC 22	457	292	649
6.	JAN 23	443	601	1044
7.	FEB 23	357	706	1063
8.	MARCH 23	377	739	1116
9.	APR 23	376	658	1034
10.	MAY 23	410	620	1030
11.	JUNE 23	371	655	1026
12.	JULY 23	411	614	1025
	TOTAL			10456

HOD

for,
Abagch
Dept. of prosthodontics

Head of Department of Prosthodontics
DY PATIL DENTAL SCHOOL
DY Patil Knowledge City, Charholi
Lohegaon, Pune - 412105



DEAN

CONSERVATIVE DENTISTRY AND ENDODONTICS OPD DATA 2018-2023


DEPARTMENT OF CONSERVATIVE DENTISTRY AND ENDODONTICS

PATIENT STATISTICS FOR 2018-2019

SR NO	MONTHS	OLD	NEW	TOTAL
1.	AUG 18	347	107	454
2.	SEPT 18	312	105	417
3.	OCT 18	481	98	579
4.	NOV 18	394	87	481
5.	DEC 18	366	157	523
6.	JAN 19	364	217	581
7.	FEB 19	440	112	552
8.	MARCH 19	434	297	731
9.	APR 19	381	390	771
10.	MAY 19	383	255	638
11.	JUNE 19	419	357	776
12.	JULY 19	498	350	848
	TOTAL			7351



HOD



DEAN

DEPT. OF CONSERVATIVE AND ENDODONTICS

PROFESSOR & HEAD

Dept. of Conservative Dentistry
& Endodontics

D Y Patil Dental School
D Y Patil Knowledge City

Charohi (Bk), Via Lohegaon, Pune - 412105

DEPARTMENT OF CONSERVATIVE DENTISTRY AND ENDODONTICS

PATIENT STATISTICS FOR 2019-2020

SR NO	MONTHS	OLD	NEW	TOTAL
1.	AUG 19	296	503	799
2.	SEPT 19	340	481	821
3.	OCT 19	296	417	713
4.	NOV 19	608	278	886
5.	DEC 19	652	541	1193
6.	JAN 20	617	644	1268
7.	FEB 20	398	478	876
8.	MARCH 20	132	114	246
9.	APR 20	-	-	-
10.	MAY 20	-	-	-
11.	JUNE 20	-	-	-
12.	JULY 20	212	87	299
	TOTAL			7101



HOD



DEAN


DEPT. OF CONSERVATIVE AND ENDODONTICS

PROFESSOR & HEAD
Dept. of Conservative Dentistry
& Endodontics

D Y Patil Dental School
D Y Patil Knowledge City
Charoli (Bk), Via Lohagaon, Pune - 412105

DEPARTMENT OF CONSERVATIVE DENTISTRY AND ENDODONTICS
PATIENT STATISTICS FOR 2020-2021

SR NO	MONTHS	OLD	NEW	TOTAL
1.	AUG 20	312	224	536
2.	SEPT 20	414	346	760
3.	OCT 20	578	603	1181
4.	NOV 20	406	603	1009
5.	DEC 20	588	428	1016
6.	JAN 21	748	385	1133
7.	FEB 21	740	512	1252
8.	MARCH 21	732	412	1144
9.	APR 21	767	345	1112
10.	MAY 21	738	592	1330
11.	JUNE 21	729	646	1375
12.	JULY 21	712	685	1360
	TOTAL			13208


HOD



DEAN

DEPT. OF CONSERVATIVE AND ENDODONTICS

PROFESSOR & HEAD
Dept. of Conservative Dentistry
& Endodontics

D Y Patil Dental School
D Y Patil Knowledge City
Charohi (Bk), Via Lohegaon, Pune - 412105

DEPARTMENT OF CONSERVATIVE DENTISTRY AND ENDODONTICS
PATIENT STATISTICS FOR 2021-2022

SR NO	MONTHS	OLD	NEW	TOTAL
1.	AUG 21	851	764	1615
2.	SEPT 21	118	960	2078
3.	OCT 21	889	794	1683
4.	NOV 21	748	704	1452
5.	DEC 21	1019	1070	2089
6.	JAN 22	927	884	1811
7.	FEB 22	792	868	1660
8.	MARCH 22	814	1028	1842
9.	APR 22	772	859	1631
10.	MAY 22	943	882	1825
11.	JUNE 22	908	859	1767
12.	JULY 22	839	1070	1909
	TOTAL			19961



HOD



DEAN

DEPT. OF CONSERVATIVE AND ENDODONTICS

PROFESSOR & HEAD
Dept. of Conservative Dentistry
& Endodontics


D Y Patil Dental School
D Y Patil Knowledge City
Charoli (Bk), Via Lohagaon, Pune - 412105

DEPARTMENT OF CONSERVATIVE DENTISTRY AND ENDODONTICS
PATIENT STATISTICS FOR 2022-2023

SR NO	MONTHS	OLD	NEW	TOTAL
1.	AUG 22	661	632	1293
2.	SEPT 22	786	622	1408
3.	OCT 22	854	417	1171
4.	NOV 22	760	645	1405
5.	DEC 22	764	552	1316
6.	JAN 23	752	546	1298
7.	FEB 23	849	570	1419
8.	MARCH 23	867	511	1378
9.	APR 23	853	697	1550
10.	MAY 23	889	641	1530
11.	JUNE 23	928	623	1551
12.	JULY 23	912	812	1724
	TOTAL			17043



HOD



DEAN

DEPT. OF CONSERVATIVE AND ENDODONTICS

PROFESSOR & HEAD
Dept. of Conservative Dentistry
& Endodontics

D Y Patil Dental School
D Y Patil Knowledge City
Charoli (Bk), Via Lohagaon, Pune - 412105

ORTHODONTICS AND MAXILLOFACIAL ORTHOPAEDICS OPD DATA 2018-2023

DEPARTMENT OF ORTHODONTICS AND MAXILLOFACIAL ORTHOPAEDICS

PATIENT STATISTICS FOR 2018-2019

SR NO	MONTHS	OLD	NEW	TOTAL
1.	AUG 18	318	46	364
2.	SEPT 18	188	18	206
3.	OCT 18	344	63	407
4.	NOV 18	281	37	318
5.	DEC 18	303	48	351
6.	JAN 19	305	28	333
7.	FEB 19	383	37	420
8.	MARCH 19	256	29	285
9.	APR 19	227	42	269
10.	MAY 19	260	62	322
11.	JUNE 19	306	53	359
12.	JULY 19	305	28	333
	TOTAL			3967


HOD

DEPT. OF ORTHODONTICS

PROFESSOR & HEAD

Dept. of Orthodontics

D Y Patil Dental School

D Y Patil Knowledge City


Waroli (Bk), Via Lonergaon, Pune - 412105



DEAN

DEPARTMENT OF ORTHODONTICS AND MAXILLOFACIAL ORTHOPAEDICS
PATIENT STATISTICS FOR 2019-2020

SR NO	MONTHS	OLD	NEW	TOTAL
1.	AUG 19	207	29	236
2.	SEPT 19	198	23	221
3.	OCT 19	206	35	241
4.	NOV 19	267	49	316
5.	DEC 19	300	35	335
6.	JAN 20	425	75	500
7.	FEB 20	475	35	510
8.	MARCH 20	208	24	232
9.	APR 20	-	-	-
10.	MAY 20	-	-	-
11.	JUNE 20	-	-	-
12.	JULY 20	427	61	488
	TOTAL			3079


HOD

DEPT. OF ORTHODONTICS


PROFESSOR & HEAD

Dept. of Orthodontics

D Y Patil Dental School

D Y Patil Knowledge City

Waroli (Bk), Via Lonergaon, Pune - 412105




DEAN

DEPARTMENT OF ORTHODONTICS AND MAXILLOFACIAL ORTHOPAEDICS

PATIENT STATISTICS FOR 2020-2021

SR NO	MONTHS	OLD	NEW	TOTAL
1.	AUG 20	356	34	390
2.	SEPT 20	346	61	407
3.	OCT 20	356	24	380
4.	NOV 20	426	31	457
5.	DEC 20	326	59	385
6.	JAN 21	301	32	333
7.	FEB 21	351	27	378
8.	MARCH 21	232	55	267
9.	APR 21	342	87	429
10.	MAY 21	402	91	493
11.	JUNE 21	300	46	346
12.	JULY 21	356	160	516
	TOTAL			4781


HOD

DEPT. OF ORTHODONTICS

PROFESSOR & HEAD

Dept. of Orthodontics

D Y Patil Dental School

D Y Patil Knowledge City

Waroli (Bk), Via Lonergaon, Pune - 412105




DEAN

DEPARTMENT OF ORTHODONTICS AND MAXILLOFACIAL ORTHOPAEDICS

PATIENT STATISTICS FOR 2021-2022

SR NO	MONTHS	OLD	NEW	TOTAL
1.	AUG 21	405	108	513
2.	SEPT 21	293	106	399
3.	OCT 21	316	251	567
4.	NOV 21	382	135	517
5.	DEC 21	361	100	461
6.	JAN 22	453	204	656
7.	FEB 22	362	314	676
8.	MARCH 22	199	94	293
9.	APR 22	456	136	582
10.	MAY 22	451	288	739
11.	JUNE 22	545	314	859
12.	JULY 22	551	302	853
	TOTAL			7115


HOD

DEPT. OF ORTHODONTICS


PROFESSOR & HEAD

Dept. of Orthodontics

D Y Patil Dental School

D Y Patil Knowledge City


Waroli (Bk), Via Lonergaon, Pune - 412105



DEAN

DEPARTMENT OF ORTHODONTICS AND MAXILLOFACIAL ORTHOPAEDICS
PATIENT STATISTICS FOR 2022-2023

SR NO	MONTHS	OLD	NEW	TOTAL
1.	AUG 22	481	263	744
2.	SEPT 22	514	302	816
3.	OCT 22	478	249	724
4.	NOV 22	527	303	830
5.	DEC 22	559	336	895
6.	JAN 23	543	287	830
7.	FEB 23	482	559	1041
8.	MARCH 23	500	283	783
9.	APR 23	439	259	698
10.	MAY 23	502	324	826
11.	JUNE 23	503	317	820
12.	JULY 23	299	535	834
	TOTAL			9841


HOD

DEPT. OF ORTHODONTICS


PROFESSOR & HEAD

Dept. of Orthodontics

D Y Patil Dental School

D Y Patil Knowledge City

Waroli (Bk), Via Lonergaon, Pune - 412105



DEAN

PERIODONTOLOGY OPD DATA 2018-2023


DEPARTMENT OF PERIODONTOLOGY
PATIENT STATISTICS FOR 2018-2019

SR NO	MONTHS	OLD	NEW	TOTAL
1.	AUG 18	172	48	220
2.	SEPT 18	206	45	251
3.	OCT 18	256	35	241
4.	NOV 18	202	58	260
5.	DEC 18	193	62	255
6.	JAN 19	204	111	315
7.	FEB 19	334	168	502
8.	MARCH 19	426	180	606
9.	APR 19	410	210	620
10.	MAY 19	487	212	699
11.	JUNE 19	452	264	716
12.	JULY 19	521	212	733
	TOTAL			5418


HOD

Dept of periodontology

HOD Periodontics



Dean

DEPARTMENT OF PERIODONTOLOGY
PATIENT STATISTICS FOR 2019-2020

SR NO	MONTHS	OLD	NEW	TOTAL
1.	AUG 19	345	101	446
2.	SEPT 19	356	152	508
3.	OCT 19	389	135	524
4.	NOV 19	289	156	445
5.	DEC 19	241	191	432
6.	JAN 20	254	135	389
7.	FEB 20	242	164	406
8.	MARCH 20	130	54	184
9.	APR 20	-	-	-
10.	MAY 20	-	-	-
11.	JUNE 20	-	-	-
12.	JULY 20	67	46	113
	TOTAL			5426


HOD

Dept of periodontology

HOD Periodontics



Dean

DEPARTMENT OF PERIODONTOLOGY
PATIENT STATISTICS FOR 2020-2021

SR NO	MONTHS	OLD	NEW	TOTAL
1.	AUG 20	112	58	170
2.	SEPT 20	126	72	198
3.	OCT 20	237	76	313
4.	NOV 20	345	176	521
5.	DEC 20	412	179	591
6.	JAN 21	428	295	723
7.	FEB 21	486	324	810
8.	MARCH 21	459	286	745
9.	APR 21	595	254	849
10.	MAY 21	445	545	990
11.	JUNE 21	534	467	1001
12.	JULY 21	662	388	1050
	TOTAL			7961


HOD

Dept of periodontology

HOD Periodontics



Dean


DEPARTMENT OF PERIODONTOLOGY
PATIENT STATISTICS FOR 2021-2022

SR NO	MONTHS	OLD	NEW	TOTAL
1.	AUG 21	562	313	875
2.	SEPT 21	324	366	690
3.	OCT 21	423	165	588
4.	NOV 21	432	400	832
5.	DEC 21	512	256	768
6.	JAN 22	524	256	780
7.	FEB 22	633	111	744
8.	MARCH 22	423	467	890
9.	APR 22	453	267	720
10.	MAY 22	523	431	954
11.	JUNE 22	423	387	810
12.	JULY 22	423	321	744
	TOTAL			9395


HOD

Dept of periodontology

HOD Periodontics



Dean


DEPARTMENT OF PERIODONTOLOGY
PATIENT STATISTICS FOR 2022-2023

SR NO	MONTHS	OLD	NEW	TOTAL
1.	AUG 22	462	78	540
2.	SEPT 22	348	172	520
3.	OCT 22	323	183	506
4.	NOV 22	423	113	536
5.	DEC 22	346	134	480
6.	JAN 23	345	135	480
7.	FEB 23	456	288	744
8.	MARCH 23	486	104	590
9.	APR 23	423	197	620
10.	MAY 23	563	391	954
11.	JUNE 23	486	324	810
12.	JULY 23	546	198	744
	TOTAL			7524


HOD

Dept of periodontology

HOD Periodontics



Dean

PAEDIATRIC AND PREVENTIVE DENTISTRY OPD DATA 2018-2023

DEPARTMENT OF PEADRATIC AND PREVENTIVE DENTISTRY

PATIENT STATISTICS FOR 2018-2019

SR NO	MONTHS	OLD	NEW	TOTAL
1.	AUG 18	351	120	471
2.	SEPT 18	149	119	268
3.	OCT 18	156	142	298
4.	NOV 18	122	148	270
5.	DEC 18	116	161	277
6.	JAN 19	146	157	303
7.	FEB 19	125	209	334
8.	MARCH 19	168	186	354
9.	APR 19	185	183	368
10.	MAY 19	101	167	268
11.	JUNE 19	38	110	148
12.	JULY 19	81	87	168
	TOTAL			3527



HOD

Dept. of Paediatric Dentistry

PROFESSOR & HEAD

Dept. of Paediatric & Preventive Dentistry

D Y Patil Dental School

D Y Patil Knowledge City

Charoli (Bk), Via Lohegao, Pune - 412105.



Dean

DEPARTMENT OF PEAADRATIC AND PREVENTIVE DENTISTRY

PATIENT STATISTICS FOR 2019-2020

SR NO	MONTHS	OLD	NEW	TOTAL
1.	AUG 19	42	180	222
2.	SEPT 19	75	151	226
3.	OCT 19	59	160	219
4.	NOV 19	104	223	327
5.	DEC 19	711	198	269
6.	JAN 20	88	165	253
7.	FEB 20	412	392	804
8.	MARCH 20	-	-	-
9.	APR 20	-	-	-
10.	MAY 20	-	-	-
11.	JUNE 20	-	-	-
12.	JULY 20	248	306	554
	TOTAL			2874

HOD

Dept. of Peadratic Dentistry

PROFESSOR & HEAD

Dept. of Paediatric & Preventive Dentistry

D Y Patil Dental School

D Y Patil Knowledge City

Charoli (Bk), Via Lohegao, Pune - 412105.



Dean

DEPARTMENT OF PAEDIATRIC AND PREVENTIVE DENTISTRY
PATIENT STATISTICS FOR 2020-2021

SR NO	MONTHS	OLD	NEW	TOTAL
1.	AUG 20	98	40	138
2.	SEPT 20	86	42	128
3.	OCT 20	179	98	277
4.	NOV 20	-	-	-
5.	DEC 20	-	-	-
6.	JAN 21	371	108	479
7.	FEB 21	393	112	505
8.	MARCH 21	402	132	534
9.	APR 21	291	253	544
10.	MAY 21	464	304	768
11.	JUNE 21	530	392	922
12.	JULY 21	533	813	1346
	TOTAL			5641



HOD

Dept. of Paediatric Dentistry


PROFESSOR & HEAD

Dept. of Paediatric & Preventive Dentistry

D Y Patil Dental School

D Y Patil Knowledge City

Charoli (Bk), Via Lohegaon, Pune - 412105.




Dean

DEPARTMENT OF PEADRATIC AND PREVENTIVE DENTISTRY

PATIENT STATISTICS FOR 2021-2022

SR NO	MONTHS	OLD	NEW	TOTAL
1.	AUG 21	402	273	675
2.	SEPT 21	493	267	760
3.	OCT 21	384	571	955
4.	NOV 21	462	513	975
5.	DEC 21	407	437	844
6.	JAN 22	157	208	365
7.	FEB 22	402	479	881
8.	MARCH 22	390	425	815
9.	APR 22	332	425	757
10.	MAY 22	357	347	704
11.	JUNE 22	486	578	1064
12.	JULY 22	468	604	1072
	TOTAL			9867


HOD
Dept. of Peadratic Dentistry
PROFESSOR & HEAD
Dept. of Paediatric & Preventive Dentistry
D Y Patil Dental School
D Y Patil Knowledge City
Charoli (Bk), Via Lohegao, Pune - 412105.




Dean

PATIENT STATISTICS FOR 2022-2023

SR NO	MONTHS	OLD	NEW	TOTAL
1.	AUG 22	543	420	963
2.	SEPT 22	470	592	1062
3.	OCT 22	415	484	899
4.	NOV 22	432	511	943
5.	DEC 22	495	361	856
6.	JAN 23	511	389	900
7.	FEB 23	431	459	890
8.	MARCH 23	460	482	942
9.	APR 23	393	418	811
10.	MAY 23	505	313	816
11.	JUNE 23	525	304	829
12.	JULY 23	475	322	797
	TOTAL			10708



HOD

Dept. of Paediatric Dentistry

PROFESSOR & HEAD

Dept. of Paediatric & Preventive Dentistry

D Y Patil Dental School

D Y Patil Knowledge City

Charoli (Bk), Via Lohegaon, Pune - 412105.



Dean

PUBLIC HEALTH DENTISTRY OPD DATA 2018-23

DEPT. OF PHD
PATIENT STATISTICS FOR YEAR 2018 – 2019

SR NO	MONTH	NEW	OLD	TOTAL
1.	AUG 18	19	182	163
2.	SEPT 18	17	173	156
3.	OCT 18	16	168	152
4.	NOV 18	18	175	157
5.	DEC 18	16	158	142
6.	JAN 19	20	198	178
7.	FEB 19	16	161	145
8.	MARCH 19	17	173	156
9.	APR 19	18	179	161
10.	MAY 19	17	173	156
11.	JUNE 19	18	156	138
12.	JULY 19	20	179	159
	TOTAL			1863

HOD 

Dept. of PHD


PROFESSOR & HEAD

Dept. of Public Health Dentistry

D Y Patil Dental School

D Y Patil Knowledge City

Charoli (Bk), Via Lohegaon, Pune 412105



DEAN

DEPT. OF PHD
PATIENT STATISTICS FOR THE YEAR 2019 – 2020

SR NO	MONTH	NEW	OLD	TOTAL
1.	AUG 19	130	13	143
2.	SEPT 19	109	12	129
3.	OCT 19	116	18	134
4.	NOV 19	138	16	154
5.	DEC 19	128	10	138
6.	JAN 20	219	24	243
7.	FEB 20	161	17	178
8.	MARCH 20	84	9	93
9.	APR 20	-	-	-
10.	MAY 20	-	-	-
11.	JUNE 20	-	-	-
12.	JULY 20	-	-	-
	TOTAL			1212

HOD

Dept. of PHD

PROFESSOR & HEAD

Dept. of Public Health Dentistry

D Y Patil Dental School

D Y Patil Knowledge City

Charoli (Bk), Via Lohegaon, Pune - 412106



DEAN

DEPT. OF PHD
PATIENT STATISTICS FOR YEAR 2020 – 2021

SR NO	MONTH	NEW	OLD	TOTAL
1.	AUG 20	-	-	-
2.	SEPT 20	-	-	-
3.	OCT 20	-	-	-
4.	NOV 20	151	17	168
5.	DEC 20	150	13	163
6.	JAN 21	180	12	192
7.	FEB 21	-	-	-
8.	MARCH 21	-	-	-
9.	APR 21	-	-	-
10.	MAY 21	-	-	-
11.	JUNE 21	179	13	192
12.	JULY 21	172	12	184
	TOTAL			899

HOD

Dept. of PHD

PROFESSOR & HEAD

Dept. of Public Health Dentistry

D Y Patil Dental School

D Y Patil Knowledge City


Charoli (Bk), Via Lohegaon, Pune - 412105



DEAN

DEPT. OF PHD
PATIENT STATISTICS FOR YEAR 2021 – 2022

SR NO	MONTH	NEW	OLD	TOTAL
1.	AUG 21	185	23	208
2.	SEPT 21	194	19	213
3.	OCT 21	179	20	189
4.	NOV 21	155	17	168
5.	DEC 21	157	15	172
6.	JAN 22	133	13	146
7.	FEB 22	130	13	143
8.	MARCH 22	155	20	175
9.	APR 22	160	18	178
10.	MAY 22	138	14	152
11.	JUNE 22	146	12	158
12.	JULY 22	19	2	21
	TOTAL			1923

HOD 
Dept. of PHD

PROFESSOR & HEAD
Dept. of Public Health Dentistry
D Y Patil Dental School
D Y Patil Knowledge City
Charoli (Bk), Via Lohegaon, Pune 412105




DEAN

DEPT. OF PHD
PATIENT STATISTICS FOR THE YEAR 2022 – 2023

SR NO	MONTH	NEW	OLD	TOTAL
1.	AUG 22	151	18	169
2.	SEPT 22	107	17	177
3.	OCT 22	131	20	151
4.	NOV 22	140	19	159
5.	DEC 22	138	15	153
6.	JAN 23	147	17	164
7.	FEB 23	145	13	158
8.	MARCH 23	137	19	156
9.	APR 23	124	20	144
10.	MAY 23	155	13	168
11.	JUNE 23	139	24	163
12.	JULY 23	147	18	165
	TOTAL			1927

HOD 
Dept. of PHD

PROFESSOR & HEAD
Dept. of Public Health Dentistry
D Y Patil Dental School
D Y Patil Knowledge City
Charoli (Bk), Via Lohegaon, Pune - 412105



DEAN

ORAL PATHOLOGY PATIENT DATA 2018-2023

DEPARTMENT OF ORAL PATHOLOGY
PATIENT STATISTICS FOR YEAR 2018-2023

SR NO	MONTH	2018-19	2019-20	2020-21	2021-22	2022-23
1.	August	-	-	2	4	-
2.	September	-	2	1	-	4
3.	October	1	3	1	-	2
4.	November	2	2	3	-	4
5.	December	1	3	3	1	-
6.	January	1	1	3	1	3
7.	February	4	1	3	1	4
8.	March	1	3	4	-	1
9.	April	3	1	4	-	1
10.	May	2	1	3	-	1
11.	June	1	1	1	-	4
12.	July	3	3	-	1	-
	TOTAL	19	21	28	8	24

HOD

Dept of Oral Pathology




DEAN



RAJIV GANDHI HOSPITAL PATIENT STATISTICS 2018-2023

RAJIV GANDHI HOSPITAL
PATIENT STATISTICS FOR 2018-19


Sr no	MONTH	Total
1.	August 18	137
2.	September 18	167
3.	October 18	152
4.	November 18	173
5.	December 18	140
6.	January 19	141
7.	February 19	173
8.	March 19	124
9.	April 19	114
10.	May 19	158
11.	June 19	121
12.	July 19	113
13.	Total	1713



DEAN

RAJIV GANDHI HOSPITAL
PATIENT STATISTICS FOR 2019-20


Sr no	MONTH	Total
1.	August	171
2.	September	110
3.	October	91
4.	November	191
5.	December	141
6.	January	122
7.	February	164
8.	March	160
9.	April	63
10.	May	61
11.	June	65
12.	July	113
13.	Total	1452



DEAN

RAJIV GANDHI HOSPITAL
PATIENT STATISTICS FOR 2020-21


Sr no	MONTH	Total
1.	August	99
2.	September	108
3.	October	116
4.	November	90
5.	December	121
6.	January	124
7.	February	99
8.	March	193
9.	April	98
10.	May	75
11.	June	70
12.	July	-
13.	Total	1193



DEAN

RAJIV GANDHI HOSPITAL
PATIENT STATISTICS FOR 2021-22

Sr no	MONTH	Total
1.	July	-
2.	August	-
3.	September	-
4.	October	-
5.	November	-
6.	December	-
7.	January	-
8.	February	-
9.	March	-
10.	April	-
11.	May	-
12.	June	-
13.	Total	-



DEAN

RAJIV GANDHI HOSPITAL
PATIENT STATISTICS FOR 2022-23

Sr no	MONTH	Total
1.	August	-
2.	September	25
3.	October	54
4.	November	102
5.	December	120
6.	January	146
7.	February	152
8.	March	70
9.	April	97
10.	May	42
11.	June	130
12.	July	161
13.	Total	1099



DEAN

SATELLITE CENTRE CHARHOLI PATIENT STATISTICS YEAR 2018-2023

SATELLITE CENTRE (CHARHOLI)

Patient statistics for year 2018-2019

Sr no	Month	No. of patients
1.	August	42
2.	September	46
3.	October	42
4.	November	55
5.	December	42
6.	January	40
7.	February	43
8.	March	54
9.	April	44
10.	May	53
11.	June	22
12.	July	44
13.	TOTAL	527

HOD

DEPT OH PHD

PROFESSOR & HEAD

Dept. of Public Health Dentistry

D Y Patil Dental School

D Y Patil Knowledge City

Charoli (Bk), Via Lohegaon, Pune - 412105


DEAN



SATELLITE CENTRE (CHARHOLI)

Patient statistics for year 2019-20

Sr no	Month	No. of patients
1.	August	53
2.	September	46
3.	October	44
4.	November	53
5.	December	47
6.	January	59
7.	February	53
8.	March	28
9.	April	44
10.	May	-
11.	June	-
12.	July	-
13.	TOTAL	427

HOD

DEPT OH PHD

PROFESSOR & HEAD

Dept. of Public Health Dentistry

D Y Patil Dental School

D Y Patil Knowledge City

Charoli (Bk), Via Lonhegaon, Pune - 411105



DEAN



SATELLITE CENTRE (CHARHOLI)

Patient statistics for year 2020-2021

Sr no	Month	No. of patients
1.	August	-
2.	September	-
3.	October	-
4.	November	-
5.	December	-
6.	January	-
7.	February	36
8.	March	32
9.	April	42
10.	May	27
11.	June	34
12.	July	45
13.	TOTAL	216

HOD

DEPT OH PHD

PROFESSOR & HEAD

Dept. of Public Health Dentistry

D Y Patil Dental School

D Y Patil Knowledge City

Charholi (Bk), Via Lohagaon, Pune - 412105



DEAN



SATELLITE CENTRE (CHARHOLI)

Patient statistics for year 2021-22

Sr no	Month	No. of patients
1.	August	32
2.	September	33
3.	October	32
4.	November	34
5.	December	43
6.	January	26
7.	February	33
8.	March	24
9.	April	41
10.	May	33
11.	June	32
12.	July	35
13.	TOTAL	414

HOD

DEPT OH PHD

PROFESSOR & HEAD
Dept. of Public Health Dentistry
D.Y. Patil Dental School
D.Y. Patil Knowledge City,
Charoli (Bk), Via Lohagaoan, Pune - 411006.




DEAN



SATELLITE CENTRE (CHARHOLI)

Patient statistics for year 2022-23

Sr no	Month	No. of patients
1.	August	23
2.	September	39
3.	October	33
4.	November	32
5.	December	39
6.	January	32
7.	February	34
8.	March	45
9.	April	17
10.	May	26
11.	June	41
12.	July	35
13.	TOTAL	396

HOD 
DEPT OH PHD

PROFESSOR & HEAD
Dept. of Public Health Dentistry
D.Y. Patil Dental School
D.Y. Patil Knowledge City
Thane (E-1), Via Lonere, PUNE - 411005



DEAN





CAMP PATIENT STATISTICS YEAR 2018-2023

PATIENT STATISTICS FOR THE YEAR 2018 – 2019

Camp Statistics – 2018-19

Month	No of the patients screened
August	605
September	273
October	1282
November	586
December	1230
January	2007
February	2267
March	1318
April	177
May	286
June	0
July	0
total	10031

HOD 
Dept. of PHD
PROFESSOR & HEAD
Dept. of Public Health Dentistry
D Y Patil Dental School
D Y Patil Knowledge City
Charoli (Bk), Via Lohegaon, Pune - 412105




DEAN

PATIENT STATISTICS FOR YEAR 2019 – 2020

Camp Statistics – 2019-20

Month	No of patients screened
August	718
September	184
October	0
November	1056
December	454
January	1172
February	577
March	174
April	0
May	0
June	0
July	0
	4335

HOD 
Dept. of PHD
PROFESSOR & HEAD
Dept. of Public Health Dentistry
D Y Patil Dental School
D Y Patil Knowledge City
Charoli (Bk), Via Lohegaon, Pune - 412105





DEAN

PATIENT STATISTICS FOR YEAR 2020 – 2021

Camp Statistics – 2020-21

Month	No of patients screened
August	-
September	-
October	-
November	-
December	-
January	-
February	-
March	-
April	-
May	-
June	-
July	-
	-

HOD 
Dept. of PHD
PROFESSOR & HEAD
Dept. of Public Health Dentistry
D Y Patil Dental School
D Y Patil Knowledge City
Charoli (Bk), Via Lohegaon, Pune - 412105





DEAN

PATIENT STATISTICS FOR YEAR 2021 – 2022

Camp Statistics – 2021-22

Month	No of patients screened
August	0
September	117
October	400
November	281
December	352
January	50
February	74
March	213
April	58
May	183
June	97
July	105
	1930

HOD 
Dept. of PHD
PROFESSOR & HEAD
Dept. of Public Health Dentistry
D Y Patil Dental School
D Y Patil Knowledge City
Charoli (Bk), Via Lohegaon, Pune - 412105



DEAN

PATIENT STATISTICS FOR YEAR 2022 – 2023

Camp Statistics – 2022-23

Month	No of patients screened
August	194
September	300
October	244
November	693
December	1889
January	764
February	562
March	383
April	1440
May	589
June	1722
July	522
	9302

HOD

Dept. of PHD

PROFESSOR & HEAD

Dept. of Public Health Dentistry
D Y Patil Dental School
D Y Patil Knowledge City
Charoll (Bk), Via Lohegaon, Pune - 412105



DEAN